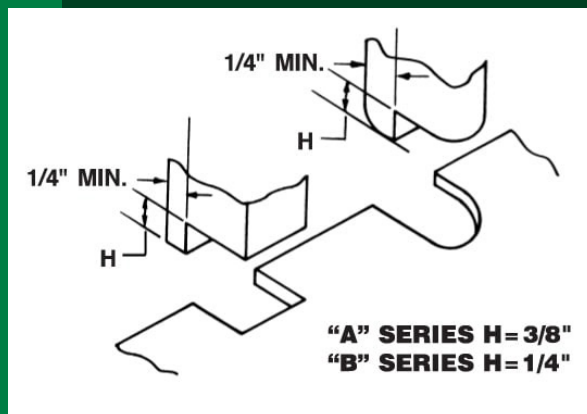



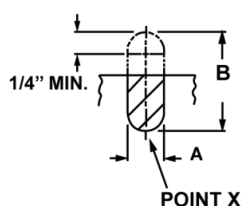
# HEELED PUNCHES

ARE USED FOR NOTCHING THE EDGE OF SHEET METAL

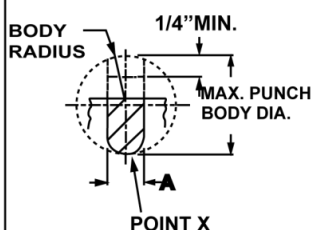
To ensure proper line up between the punch and die, the heel of the punch engages in the die prior to the punch cutting thru the material. For larger edge notching applications, dedicated notching units are available.



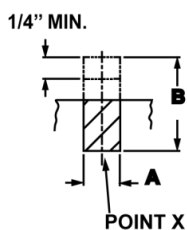
HEELED OBR. 1230



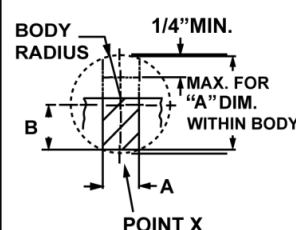
OBR. END & HEEL 1231



HEELED RECT. 1235



RECT. END & HEEL 1236



CONTACT UNIPUNCH TO LEARN MORE ABOUT PUNCHING PARTS FAST

1-800-828-7061

WWW.UNIPUNCH.COM

INFO@UNIPUNCH.COM