


PRESS MOUNTING EQUIPMENT

TOOLING MOUNTING SYSTEMS FOR PRESSES AND PRESS BRAKES

BED RAILS AND TEMPLATE MOUNTING PLATE

- Mainly used for straight line punching within a 4 7/8" area front to back.
- Two styles available - 5000 & 5100 in lengths up to 12".
- A Strip Template or Unispacer fits into recess area to support tooling. Units are positioned with pilot pins located in reamed holes and then bolted to T-slots at rear of Bed Rail.
- Style 5100 is available with a 1/2" key slot in template recess area to accept a press brake bending die, allowing parts to be punched and brakeformed in same setup.
- The UniPunch 5110 Bed Rail is designed with one T-slot and a top mounted key that accurately positions the G-Series fixed base units for straight line punching or G-Series adjustable base units for staggered hole patterns.



CONTACT UNIPUNCH TO LEARN MORE ABOUT PUNCHING PARTS FAST

1-800-828-7061

WWW.UNIPUNCH.COM

INFO@UNIPUNCH.COM


PRESS MOUNTING EQUIPMENT

TOOLING MOUNTING SYSTEMS FOR PRESSES AND PRESS BRAKES

T-SLOTTED PLATES

Used to mount modular tooling and gauges in punch presses or stamping presses.


- Can be used in press brakes with angle support brackets. A 1/2" mounting key is available upon request.
- Standard widths from 12" to 30".



UNIVERSAL BASE PLATES

Made of 3/4" thick steel plate and completely covered with uniform pattern of 1/2"-13 tapped holes for bolting units in position.

- Light weight for easier handling and storage.
- Ideal for short runs of small and medium sized parts.
- Standard widths from 12" to 30".



CONTACT UNIPUNCH TO LEARN MORE ABOUT PUNCHING PARTS FAST


PRESS MOUNTING EQUIPMENT

TOOLING MOUNTING SYSTEMS FOR PRESSES AND PRESS BRAKES

DEDICATED TEMPLATE METHOD

A dedicated steup is a combination of UniPunch press tooling assigned to a specific part, pre-assembled onto a template anmd reasy for quick installation into a press.

- The most popular method for all material thicknesses.
- Make identical parts consistently.
- Allows units to be mounted outside the press for fast changeover at the press



RAM PLATES

Provide additional ram area for staggered hole patterns.



CONTACT UNIPUNCH TO LEARN MORE ABOUT PUNCHING PARTS FAST

PRESS MOUNTING EQUIPMENT

TOOLING MOUNTING SYSTEMS FOR PRESSES AND PRESS BRAKES

MOUNTING ACCESSORIES

UniPunch offers a variety of mounting accessories, gauges (stops), part supports (feed rails), wrenches and hold down bolts to provide fast and easy assembly of modular tooling. The mounting accessories you will require depends on the nounting method you slect and the ype of part being punched.



**UNIVERSAL
STOPS**

For use with template or T-Slotted Plate mounting setups with either 'A' or 'B' Series Units.



**MAGNETIC
STOPS**

For template, T-slotted plate and Bed Rail mounting setups, these Magnetic Stops ensure accurate gauging of all work pieces.




**CLOSE EDGE
STOPS**

Close Edge Stops allow units to be set closer together and still have room for gauges.

PRESS MOUNTING EQUIPMENT

TOOLING MOUNTING SYSTEMS FOR PRESSES AND PRESS BRAKES

MOUNTING ACCESSORIES



CLOSE EDGE STOPS (DISC)

Disc Gauge allows work piece to be gauged inside a holder close to die.




DOWEL PIN STOPS

This economical stop is designed for use with 'A' or 'B' Series units on template mounting.



ADJUSTABLE STOPS

Adjustable Stop has an adjustable screw for quick compensation of various work piece sizes.



ADJUSTABLE END STOPS & SPACER ASSEMBLY

These End Stops are adjustable front-to-back in three positions on Unispacer.



DISAPPEARING PIN STOPS

Disappearing Pin Stops are spring loaded and are used for edge and end gauging in progressive operations.




PICKUP GAUGES - FIXED

UniPunch stationary Pickup gauges are used to engage previously punched holes.

PRESS MOUNTING EQUIPMENT

TOOLING MOUNTING SYSTEMS FOR PRESSES AND PRESS BRAKES

MOUNTING ACCESSORIES




PICKUP GAUGES - SPRG. LD.

This UniPunch gauge is used in operations requiring retractable pickup pins, such as multiple hit setups.



FEED RAILS

The Magnetic Feed Rails are simply placed on mounting plates eliminating hold down bolts.



ADJUSTABLE BACK STOPS

For use on 5000 and 5100 series bed rails to back gauge and support part.



ADJUSTABLE BACK GAUGES

The Adjustable Back Gauge is used to accurately position parts.



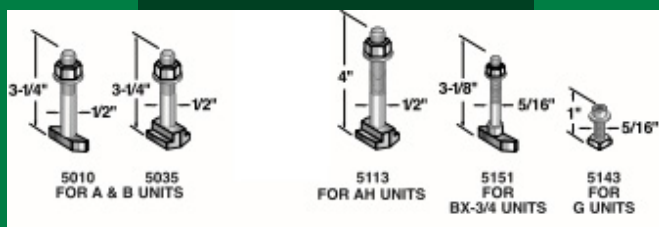
LOCATOR PINS

For locating units in position with actual part on T-Slotted Plate or Bed Rail.

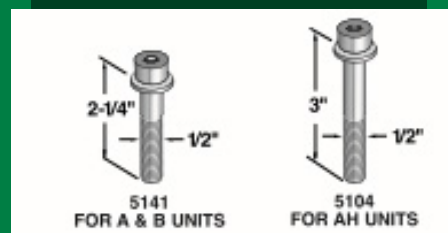
PRESS MOUNTING EQUIPMENT

TOOLING MOUNTING SYSTEMS FOR PRESSES AND PRESS BRAKES


MOUNTING ACCESSORIES



NUT, BOLT & WASHER SETS



TEMPLATE MOUNTING SCREWS & WASHER



HEX T WRENCH

Designed for efficiency, the special loop handle on the wrench makes the hex key easier to use.



UNIKEY WRENCHES

This Hex wrench includes most of the standard hex sizes required for UniPunch unit screws and bolts.

CONTACT UNIPUNCH TO LEARN MORE ABOUT PUNCHING PARTS FAST